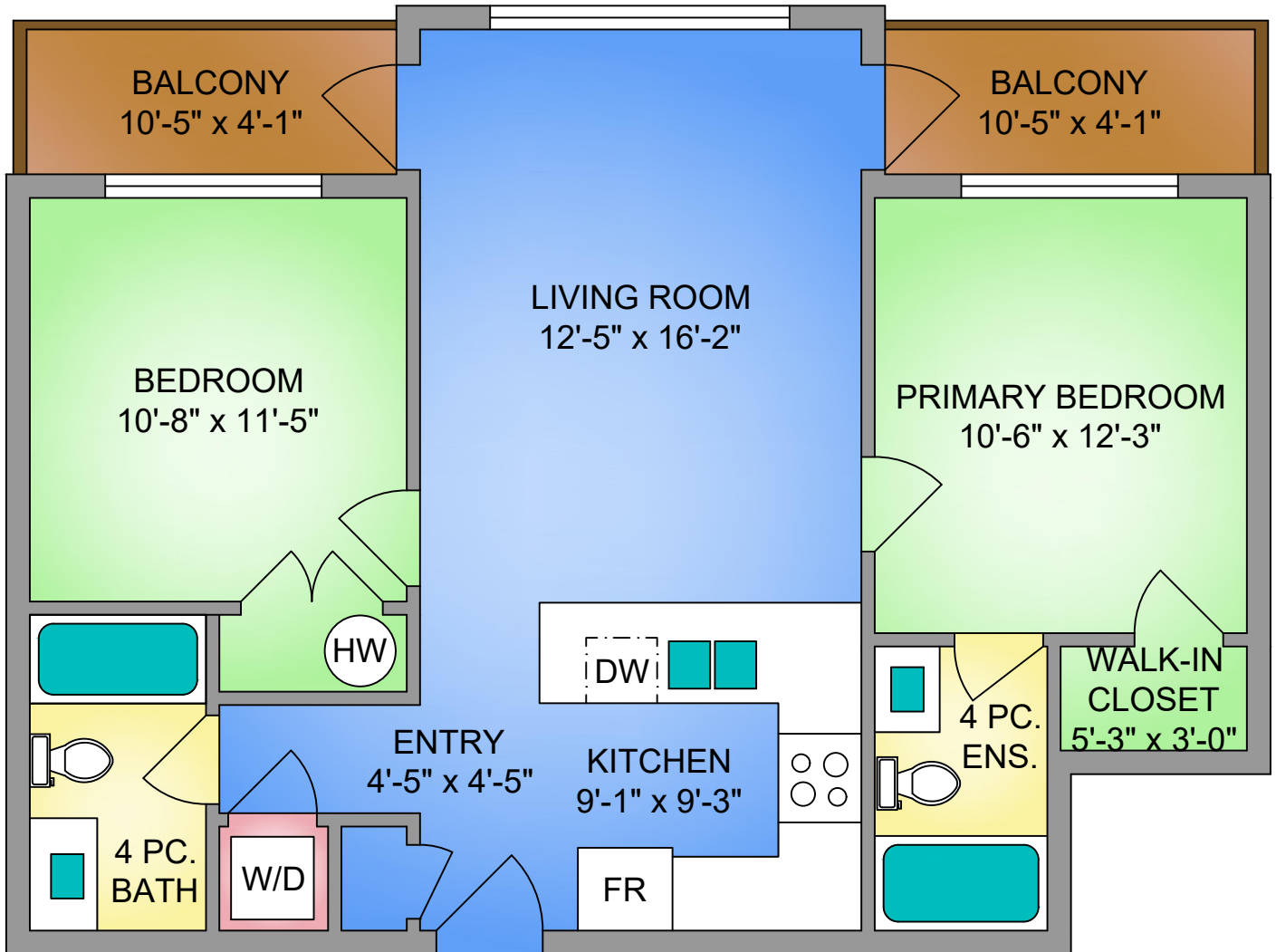


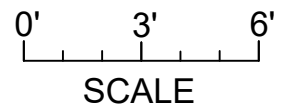
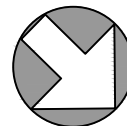
**UNIT 302 - 280 ISLAND HIGHWAY**

**783 SQ. FT.**

**8'-0" CEILING HEIGHT**



**NORTH**



THE  
**FOLIO GROUP**



250-884-9753  
matt@propermeasure.com  
www.propermeasure.com



**CLOVER**  
RESIDENTIAL

UNIT 302 - 280 ISLAND HIGHWAY FEBRUARY 25, 2025 PREPARED FOR THE EXCLUSIVE USE OF CLOVER RESIDENTIAL PLANS MAY NOT BE 100% ACCURATE, IF CRITICAL BUYER TO VERIFY.		
FLOOR	AREA (SQ. FT.)	
	FINISHED	BALCONY
THIRD	783	85